

## Alarm Annunciator M200

Up to 66 fault inputs

### Alarm annunciator

Alarm annunciator M200 is Audio visual warning system, which highlights the fault or mishap which going on. The M200 scan the inputs and give on fault the proper warning.

The M200 system has 2 types units

- Master unit (M200-A)
- Slave units (M200-B)

### M200-A Master Unit

- Input : 6 fault (190-230VAC) buffered inputs.  
Mute (Mu) operation.  
Test input (Tes).
- Outputs: two normally open output relays for alarm lamp indication and buzzer.

### The Slave units (M200-B)

The Slave unit has 20 buffered (190-230VAC) fault inputs.  
Up to 3 Slave units can cascade to one master making a total Of 60+6 fault inputs

### Operation

The Annunciator System scans the inputs continually, Upon detecting voltage (190-230VAC) on one or more of it inputs

Start the sequence as follows:

- Buzzer relay operate ON and OFF for 30 sec (see fig1) for a duration of 5 minutes.
- Alarm relay operate for 5min  
After 5min the alarm and buzzer relays turn OFF regardless of the input signal.  
Only a new input voltage will trigger the alarm and buzzer relay again as above.
- Removing the input fault will reset the annunciator to its initial condition.
- During alarm operation the warning will extend its operation to additional 5min upon receiving new warning.

### General specifications

- Protection class open air: IP20
- Self-extinguishing plastic housing UL V0 acc IEC 529
- Terminal : acc IEC 60947-7-1, IEC 60998-1
- Terminal Capacity: 1x4mm<sup>2</sup> without multicore cable end  
1x0.5 to 2.5mm<sup>2</sup> with/without multicore cable end
- Mounting position: on DIN-rail TS 35 according to EN 50022
- Mounting position: vertically

### Input circuit

- Supply voltage: 230VAC
- Supply tolerance:  $\pm 10\%$
- Rated power consumption: 2.2 VA
- Alarm appliance 190 - 230 VAC
- Rated frequency for as voltage: 50 to 60 Hz
- Duty cycle: 100%
- Reset time: 20 ms



### Display

- Red LED indicates of relay energized.
- Yellow LED indicates of fault appearance.

### Output circuit M200-A

- Relay: each channel 1 N/O
- Rated voltage: 250 VAC
- Switching capacity AC: 4A / 250VAC COS  $\phi = 1$
- Switching capacity DC: 3 A 30 VDC
- Max switching capacity ac: 5 A
- Mechanical life:  $1 \times 10^6$  operations
- Electrical life:  $1 \times 10^5$  operations

### Environmental conditions

- Permissible ambient temperature: -20°C....+55°C
- Storage temperature: -25°C....+70°C
- Transport temperature: -25°C....+70°C
- Relative humidity (acc. IEC 721-3-3 CLASS 3K3): 15% to 85%

### Dimensions & weight

#### M200-A Master

- Width: 78 mm
- Height: 88 mm
- Depth (excl. DIN-profile): 67 mm
- Weight: 280 gram

#### M200-B Expansion

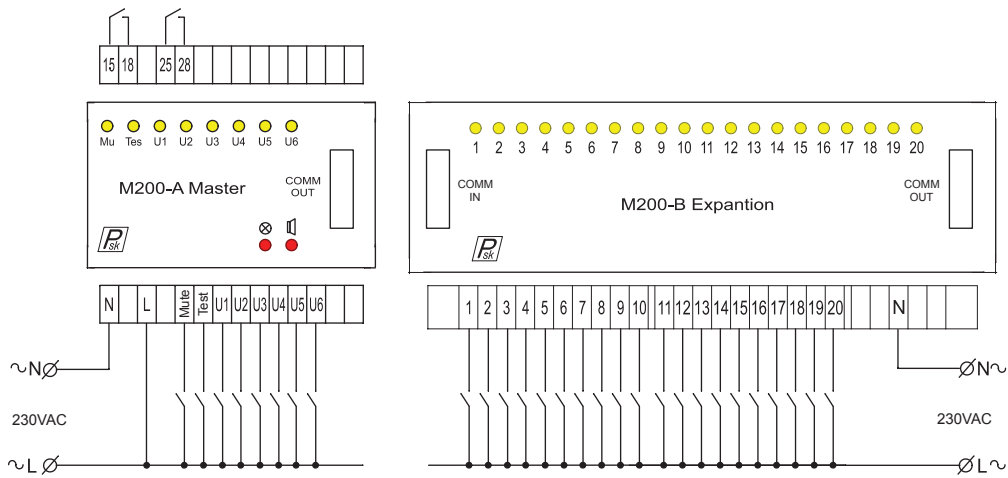
- Width: 157 mm
- Height: 86 mm
- Depth (excl. DIN-profile): 65 mm
- Weight: 245 gram

### Ordering information

M200 - incoming alarm

6 - 64


## Connections



### 6 fault inputs



### 26 fault inputs



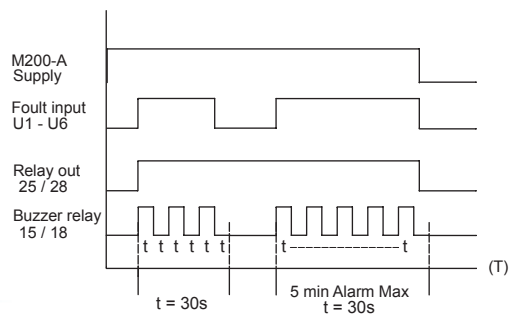

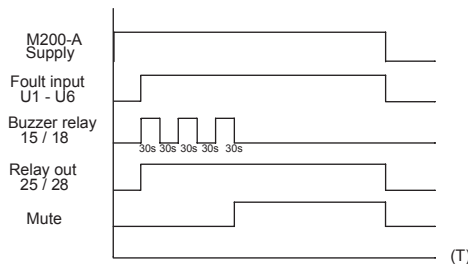
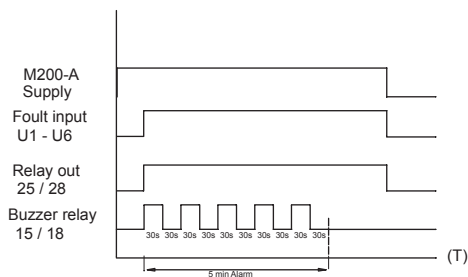
### 46 fault inputs



### 66 fault inputs

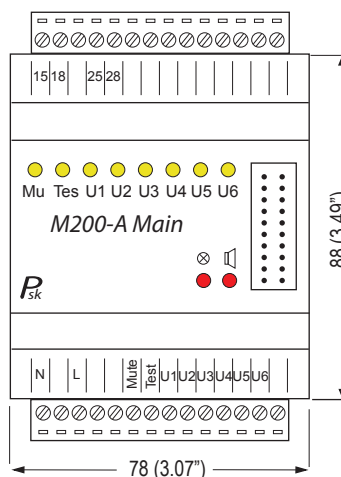
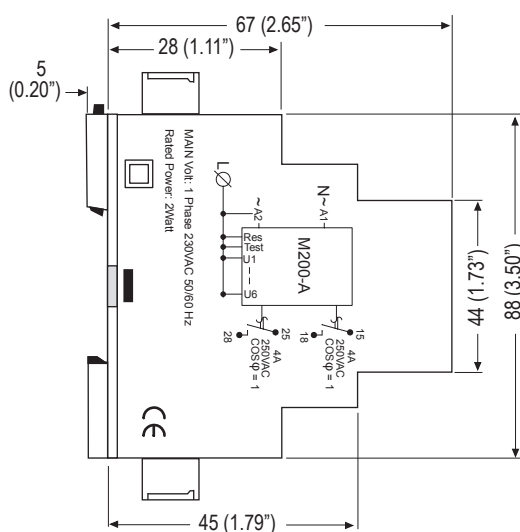


## Functions (fig.1)



## Dimensions

### M200-A Master



### M200-B Expansion

