


CCS

בקר לירידת זרם AC

- CONTROLS AC CURRENT
- 0.5A TO 10A MEASUREMENT RANGE
- THRESHOLD ADJUSTMENT
- 2 LED DISPLAY POWER SUPPLY PRESENCES AND RELAY STATUS



Operating

Input voltage (U) is applied, AC current value being controlled is under threshold (I %) displayed on the front panel, output relay is de-energized. output relay energizes immediately when the AC current crossing threshold (I %). A (3%) fixed hysteresis provides protection against power-line disturbance and other interference that can cause spurious triggering of the output relay.

A red LED indicated the state of the relay LED "ON" = relay energizes.

General specifications

- Protection class open air: IP20
- Self-extinguishing plastic housing UL V0 acc IEC 529
- Mounting position: on DIN-rail TS 35 according to EN 50022
- Mounting position: vertically
- Supply voltage: 240VAC
- Supply tolerance: $\pm 10\%$
- Incoming Supply terminals: A1 (+) – A2 refer to table below.
- Rated power consumption: 2 VA
- Rated frequency for as voltage: 48 to 63 Hz
- Duty cycle: 100%
- Display accuracy: $\pm 10\%$ of preselected threshold
- Repeating accuracy: $\pm 0.3\%$ with constant parameters
- Timing on downward crossing of threshold (T1): 1 to 10 sec.
- Response time: 500ms
- Terminal : acc IEC 60947-7-1, IEC 60998-1
- Terminal Capacity: $1 \times 4 \text{mm}^2$ without multicore cable end
 1×0.5 to 2.5mm^2 with/without multicore cable end

Display

- Power on: LED green (Un) Indicates of supply voltage
- Relay energized: LED red (R) indicates of relay energized.

Output circuit

- Relay: 1 C/O
- Rated voltage: 250 Vac
- Switching capacity ac: 1000 VA (8A / 250V) $\text{COS } \Phi = 1$
- Switching capacity dc: 3 A 30 Vdc
- Max switching capacity ac: 10 A
- Mechanical life: 1×10^6 operations
- Electrical life at 1000 VA $\text{COS } \Phi = 1$: 200.000 operations

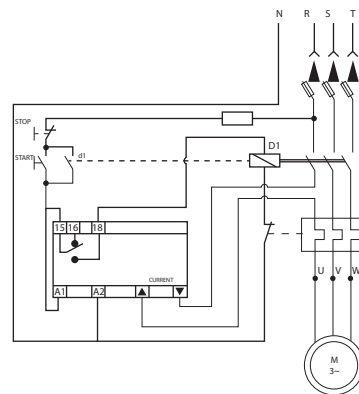
Environmental conditions

- Permissible ambient temperature: $-25^\circ\text{C} \dots +55^\circ\text{C}$
- Storage temperature: $-25^\circ\text{C} \dots +70^\circ\text{C}$
- Transport temperature: $-25^\circ\text{C} \dots +70^\circ\text{C}$
- Relative humidity (acc. IEC 721-3-3 CLASS 3K3): 15% to 85%
- Vibration resistance (acc. IEC 68-2-6): 10 TO 55 H

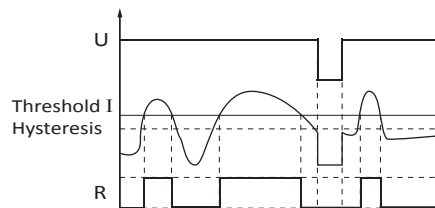
Dimensions & weight

- Width: 62 mm
- Height: 65 mm
- Depth (excl. DIN-profile): 73 mm
- Weight: 225 gram

Connections



Function



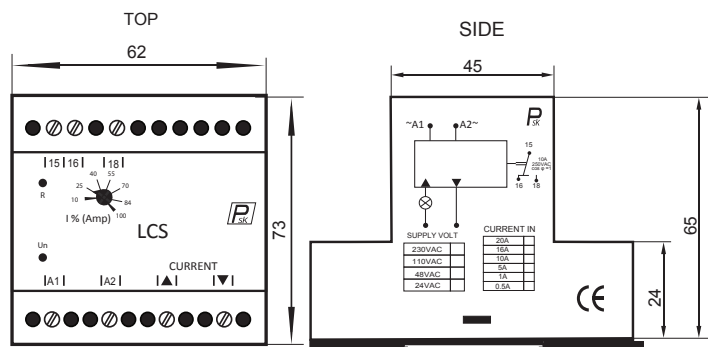
INPUT RESISTANCE

INPUT CURRENT	INPUT RESISTANCE
0.5 A	0.1 Ω
1 A	0.27 Ω
5 A	0.02 Ω
10 A	0.0056 Ω
16 A	0.0025 Ω
20 A	0.0025 Ω

Note:

Higher AC current can be controlled using a current transformer the secondary winding of which is connected to terminals "CURRENT".

Dimensions



Ordering information

CCS	SUPPLY VOLT		CURRENT IN	
	230VAC	110VAC	20A	16A
	48VAC	24VAC	10A	5A
			1A	0.5A