

LSK

קוצב זמן השהיה בניתוק מקבילי

LSK is a delay off timer known as off-delay with wide timing range and voltage supply. Control contact is required to perform this function, Supply connection between (A1) and (A2) must be continuous. On closure of the control contact between (B1) (A1) the relay energizes, on reopening the control contacts between (B1) (A1) the time out period starts to run, on completion of the time out period the relay de-energizes. If the control contacts (B1) (A1) is reclosed before the time out period is completed the time period resets and starts again from zero when the control contact is re-opened again. The relay drops out and timer resets automatically if the supply voltage is removed.



General specifications

- Main Standards: IEC 61812-1, IEC 61000-6-2, EN 50178
- Additional standards: IEC 61000-4-2, IEC 61000-4-3, IEC 61000-4-4, IEC 61000-4-5
- Protection class open air: IP20
- Protection class enclosed (accessible front): IP40
- Self-extinguishing plastic housing UL V0 acc IEC 529
- Mounting position: on DIN-rail TS 35 according to EN 50022
- Mounting position: vertically
- Terminal : acc IEC 60947-7-1, IEC 60998-1
- Terminal Capacity: 1x4mm² without multicore cable end
 1x0.5 to 2.5mm² with/without multicore cable end

Incoming supply circuit

- Supply voltage: 240VAC (refer to table below)
- Supply tolerance: ± 10%
- Incoming Supply terminals: A1 (+) – A2 refer to table below.
- Rated power consumption: 2 VA
- Rated frequency for as voltage: 48 to 63 Hz
- Duty cycle: 100%
- Reset time: 30 ms
- Drop off voltage: ≥ 20% of nominal voltage.

Incoming control circuit

- Control supply terminals: A1 – B1
- Loadable: NO
- Maximum cable length: 20 mtr
- Trigger level (sensitivity): Automatic adaptation from timer supply.
- Min duration control pulse length: 100 ms

Output circuit

- Relay: 1 C/O
- Rated voltage: 250 Vac
- Switching capacity ac: 2000 VA (8A / 250V) COS φ= 1
- Switching capacity dc: 3 A 30 Vdc
- Max switching capacity ac: 10 A
- Mechanical life: 1 x 10⁶ operations
- Electrical life at 1000 VA COS φ=1: 200.000 operations

Accuracy

- Base accuracy at min. and max scale: ±1%
- Adjusting accuracy: <5% of max scale value
- Repetition accuracy under constant condition: <0.5% (as % of full range)
- Voltage influence: No
- Temperature influence: < 0.01% / °C

Environmental conditions

- Permissible ambient temperature: -25°C...+55°C
- Storage temperature: -25°C...+70°C
- Transport temperature: -25°C...+70°C
- Relative humidity (acc. IEC 721-3-3 CLASS 3K3): 15% to 85%
- Vibration resistance (acc. IEC 68-2-6): 10 TO 55 H

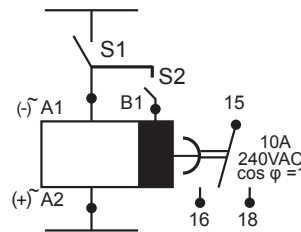
Display

- Power on: LED green (Un) Indicates of supply voltage
- Relay energized: LED red (R) indicates of relay energized.

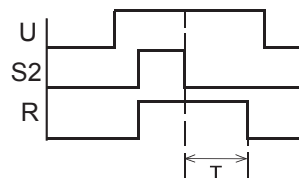
Dimensions & weight

- Width: 18 mm
- Height: 89 mm
- Depth (excl. DIN-profile): 65 mm
- Weight: 60 gram

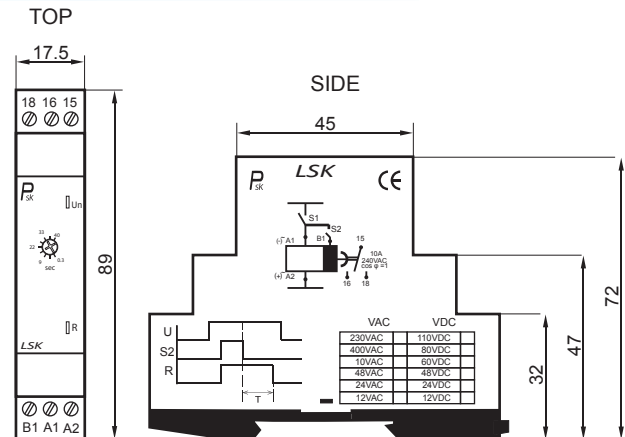
Connections



Function



Dimensions



Ordering information

	VAC	VDC
LSK — T	230VAC	110VDC
Time Range (Refer to Technical Data)	400VAC	80VDC
Supply Voltage	110 VAC	60VDC
	48VAC	48VDC
	24VAC	24VDC
	12VAC	12VDC