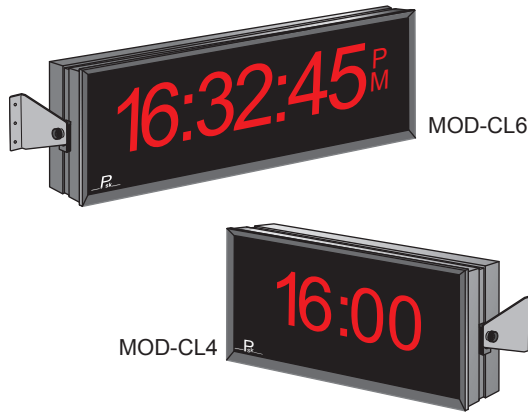


MOD-CL 24 hour universal watch





- Number of segments: 4 or 6
- Coating: Co: Coated Nil: Regular
- Sealed: Se: Sealed IP67 Nil: Flux proof
- 24 / 12 Hours watch
- Segment height: 2.3", 4", 5", 7"
- Operation Voltage: 240, 110, 24VAC 50/60Hz

General description

MOD CL is a digital time clock with strong LED lighting appropriate daylight. Time clocks come in various sizes, different functions, and painted figures on demand. The clock time can be ordered display of 12 or 24 hours and integrate view of date. appear with views sizes from 58 millimeter to 178 millimeter. Digits time clocks suitable for reading time, date, for ballrooms, dining rooms, sports halls, swimming pools, production halls and etc.

Safety summary

All safety regulations, local codes and instructions that appear in this and corresponding literature, or on equipment, must be observed to ensure personal safety and to prevent damage to either the instrument or equipment connected to it. If equipment is used in a manner not specified by the manufacturer, the protection provided by the equipment may be impaired.

  The protective conductor terminal is bonded to conductive parts of the equipment for safety purposes and must be connected to an external protective earthing


 CAUTION: Risk of Danger
 Read complete instructions prior to installation and operation of the unit.


 CAUTION: Risk of electric shock.

General specifications

- Led Display: 7 segment; red LED display
- Power Source: work with wide voltage Ranges, noise protected
- BackUp: Internal capsule battery CR2032 1.5 Volt
- Fuse: S.B. 1A 6x30
- Operating Temp: -10° to 49° Celsius (32° to 120° Fahrenheit)
- Case: Aluminum black powder glass with red Acrylic front glass
- Case dimensions: refer to case dimensions table (1)
- Sealing proof: IP42

Features

- Visible 40-160m
- Aluminum case
- 1 year warranty
- Super Bright Led
- Wired remote control
- RS 232 remote control
- Display Time, Day
- IP67 Sealing
- Wide input voltage Range

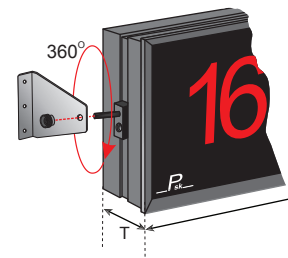
Installation

INSTALLATION ENVIRONMENT:

The unit should be installed in a location that does not exceed the operating temperature. Placing the unit near devices that generate excessive heat should be avoided. The unit should only be cleaned with a soft cloth and neutral soap product. Do NOT use solvents. Continuous exposure to direct sunlight may the front overlay. Do not use tools of any kind (screwdrivers, pens, pencils, etc.) accelerate the aging process of to operate the keypad of the unit.

MOUNTING INSTRUCTIONS:

This display is designed to be wall mounted or suspended from a ceiling truss or other suitable structure capable of supporting the MOD-CL. Caution should be exercised when hanging the display to provide for the safety of personnel. If hanging the CL, run the suspension cables (or chains) through the mounting bracket holes.



Back panel connection



Remote control



CLEAR 1
 START 2
 PAUSE 3
 COMMON 4

	Function	Result
1	START pressing	Counter starts counting
2	PAUSE pressing	Counter stops counting
3	Clicking again START	Counter continue counting
4	PAUSE pressing	Counter stops counting
5	CLEAR pressing	Counter is reset and indicates (0)

Ordering information

MOD - CL - Ns - Co - Se - H - V - C - L

CL-4	4	1	1	2.3"	230VAC	black	indoor
CL-6	6	R	F	4"	110VAC	white	outdoor
			R	7"	24VAC		

Ns: Number of segment

Co: 1 = Coted R = Regular

Se: 1 = Sealed IP67 F= Flux Proof R = (Regulr) IP42

H : Segment digit

V : Operating Voltage

C : Box Color

L : Installation Location