


RSTP

בקר חוסר והיפוך פאזה עם רשת הגנה למתח גבוה

- Monitors its own supply voltage.
- detects phase failure and phase sequence.
- Measuring voltage without / with neutral.
- Does not detect phase failure with regenerated voltage present (back EMF).
- LED red indicates relay status.



Operating

When the phase sequence and voltage are correct, the output relay energizes and the red LED is lit. In the event of a wrong phase sequence, phase failure fault (detects when one of the voltage drops below 100V), or total loss of phase, the relay opens instantly and the red LED extinguished. Connecting (N) to the unit increases the voltage detection level.

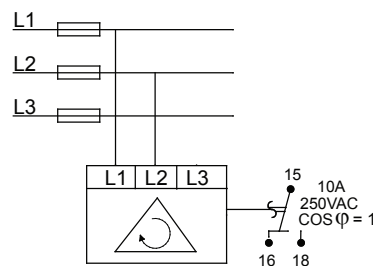
Dimensions & weight

- Width: 62 mm
- Height: 65 mm
- Depth (excl. DIN-profile): 72 mm
- Weight: 199 gram

General specifications

- Casing: 60mm
- Terminal block protection IP20 acc IEC 60529
- Self-extinguishing plastic housing UL V0 acc IEC 529
- Mounting position: on DIN-rail TS 35 according to EN 50022
- Mounting position: vertically
- Terminal : acc IEC 60947-7-1, IEC 60998-1
- Terminal Capacity: 1x4mm² without multicore cable end
 1x0.5 to 2.5mm² with/without multicore cable end

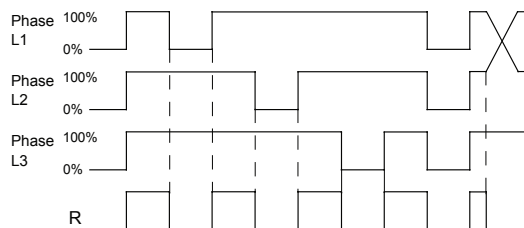
Connections



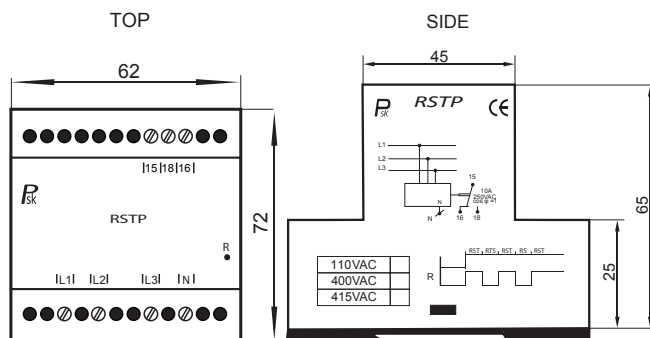
Display

- Relay energized: LED red (R) indicates of relay energized.

Function



Dimensions



Output circuit & Display

- Output relay status indication RED LED
- Relay: 1 C/O
- Rated voltage: 250 Vac
- Switching capacity ac: 2000 VA (8A / 250V) COS φ = 1
- Switching capacity dc: 3 A 30 Vdc
- Max switching capacity ac: 10 A
- Mechanical life: 1 x 10⁶ operations
- Electrical life at 1000 VA COS φ=1: 200.000 operations

Ordering information

RSTP — V	3x110VAC	
	3x400VAC	
	3x415VAC	

Environmental conditions

- Permissible ambient temperature: -20°C....+50°C
- Storage temperature: -25°C....+70°C
- Transport temperature: -25°C....+70°C
- Relative humidity (acc. IEC 721-3-3 CLASS 3K3): 15% to 85%
- Vibration resistance (acc. IEC 68-2-6): 10 TO 55 H